



ДЕРЖАВНА  
СЛУЖБА УКРАЇНИ  
З ЕТНОПОЛІТИКИ  
ТА СВОБОДИ  
СОВІСТІ

**ANALYTICAL BRIEF ON THE RESULTS OF  
REGIONAL SOCIOLOGICAL RESEARCH  
REGARDING CURRENT ISSUES IN THE SPHERE  
OF INTERETHNIC RELATIONS IN ZAKARPATTIA  
AND CHERNIVTSI REGIONS**

Kyiv- 2024

## Table of Contents

About the Research	4
Civic Self-Identification and Ethnic Identity	5
Language and Religious Affiliation	9
Interethnic Tolerance	12
Support and Role of State and Local Authorities	14
Key Findings	15



## About the Research

### Objective

The objective of the research is to conduct a comprehensive analysis of the demographic parameters, geographic distribution, and interethnic interactions of national minorities (communities) in the Chernivtsi and Zakarpattia regions. Additionally, the study aims to examine the state of compliance with their rights and needs based on population surveys and expert evaluations.

### Methodology

The study utilized personal interviews conducted at respondents' residences using tablets and mobile devices, along with expert interviews with representatives of authorities, public organizations, and national minorities (communities) of Ukraine. Three in-depth interviews were conducted in each region.

### Sample Size

The quantitative survey included 600 respondents per region. The survey covered all districts of the Chernivtsi and Zakarpattia regions, with a special focus on areas of a compact settlement of national minorities (communities). An increased quota was allocated for these areas.

#### Quota Distribution by Districts of Chernivtsi Region:

	Number of Respondents
Vyzhnytsia District	61
Dnistrovskiy District	114
Chernivtsi District	425
Total	600

#### Quota Distribution by Districts of Zakarpattia Region:

	Number of Respondents
Berehove District	85
Mukachevo District	133
Rakhiv District	37
Tyachiv District	100
Uzhhorod District	128
Khust District	117
Total	600

The survey duration - up to 30 minutes.

The field data collection phase took place in October 2024.

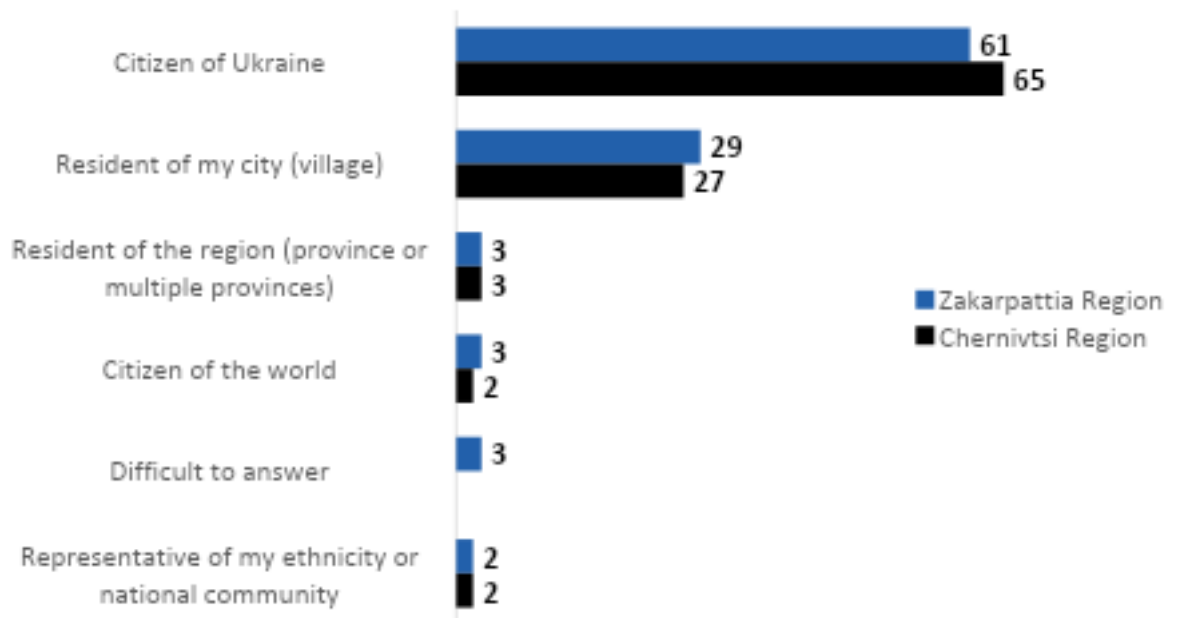
*The methodology for the study was developed with the support of the joint project with the European Union and the Council of Europe "Supporting the Implementation of European Standards on Anti-Discrimination and National Minority Rights in Ukraine".*

## Civic Self-Identification and Ethnic Identity

National identity plays a key role in the self-identification of residents of both Zakarpattia and Chernivtsi regions. Local identity also remains important, though to a lesser extent. This distribution reflects a trend towards strengthening the unity of citizens regardless of regional characteristics, which is an important factor in the context of social cohesion and national development of Ukraine. According to the survey results, the majority of respondents in Zakarpattia (61%) and Chernivtsi (65%) regions identify primarily as citizens of Ukraine. This indicates a high level of national identity, which prevails over other forms of self-identification, such as regional or ethnic affiliation.

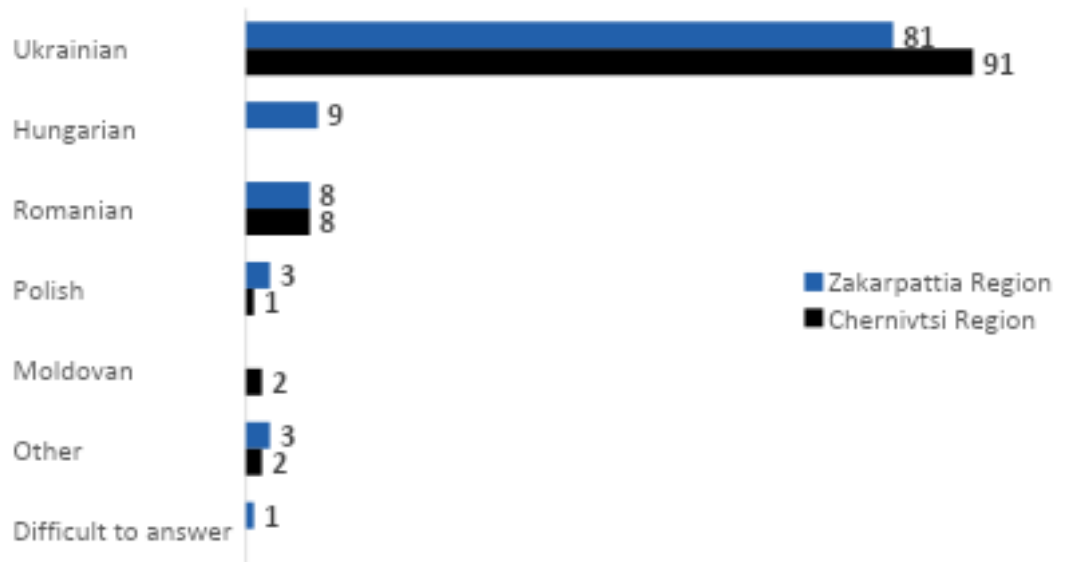
The second most common identification is with being a resident of their city or village: 29% of respondents in Zakarpattia and 27% in Chernivtsi chose this option. This underscores the importance of local identity, which remains significant for many respondents.

Only a small proportion of respondents (2-3%) consider themselves residents of the region or citizens of the world, as well as representatives of their ethnic group or national minority (community) of Ukraine. This low percentage indicates the dominance of national identity.



**Graph 1. Who do you primarily consider yourself to be? %**

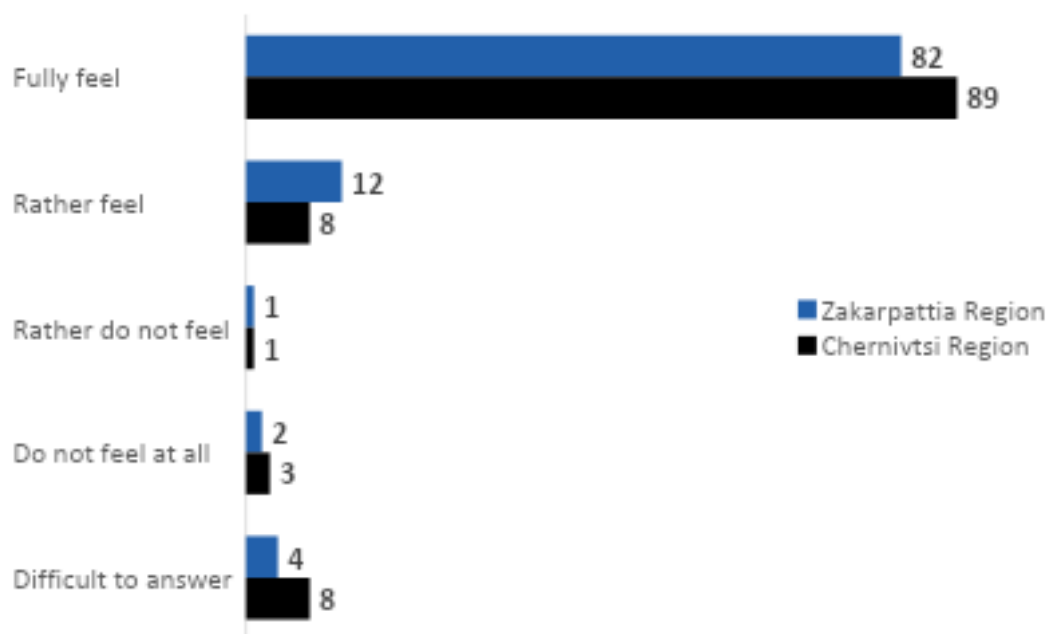
The obtained data emphasize the dominance of Ukrainian identity in Zakarpattia and Chernivtsi regions, while also reflecting the significance of local ethnic communities, such as Hungarians in Zakarpattia and Romanians in Chernivtsi regions. This combination indicates the harmonious coexistence of national and local identities, which is important for maintaining social harmony in regions with a multinational population. According to the survey results, the majority of respondents in Zakarpattia (80%) and Chernivtsi (91%) regions identify as Ukrainians. This indicates a high level of national self-identification and the dominance of Ukrainian identity in both regions.



**Graph 2. Which ethnic community do you belong to? %**

The survey results indicate that the majority of respondents in Zakarpattia (82%) and Chernivtsi (89%) regions fully feel part of the Ukrainian people. Another 12% in Zakarpattia and 8% in Chernivtsi regions responded that they somewhat feel part of the people. Together, this makes up 94% in Zakarpattia and 97% in Chernivtsi regions, indicating a high level of national identification among the respondents.

The high level of identification with the Ukrainian people reflects the integration of various national minorities (communities) of Ukraine into a unified social space. Such cohesion is an important factor for the further development of interethnic harmony and social unity in Ukraine.

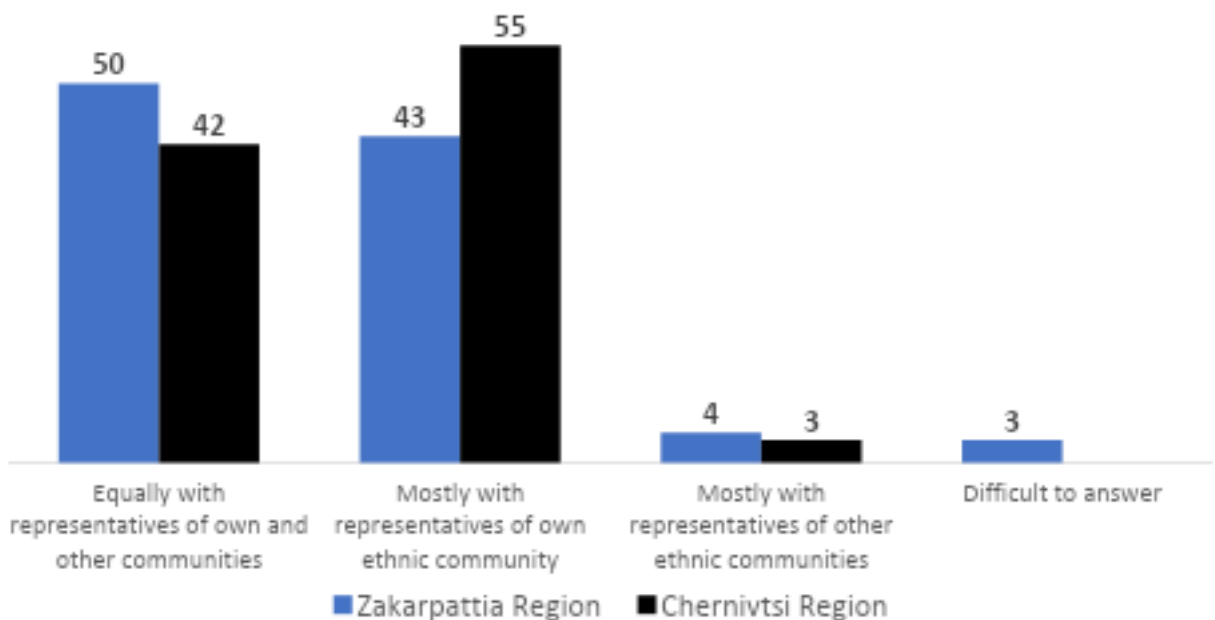


**Graph 3. To what extent do you consider yourself part of the Ukrainian people, regardless of your**

**ethnic origin? %**

The results indicate a high level of interethnic interaction, as a significant portion of respondents (especially in Zakarpattia region) reported that they interact equally with representatives of various national minorities (communities) of Ukraine. This may be due to the multinational nature of the region and the historical tradition of coexistence among different national minorities (communities) of Ukraine.

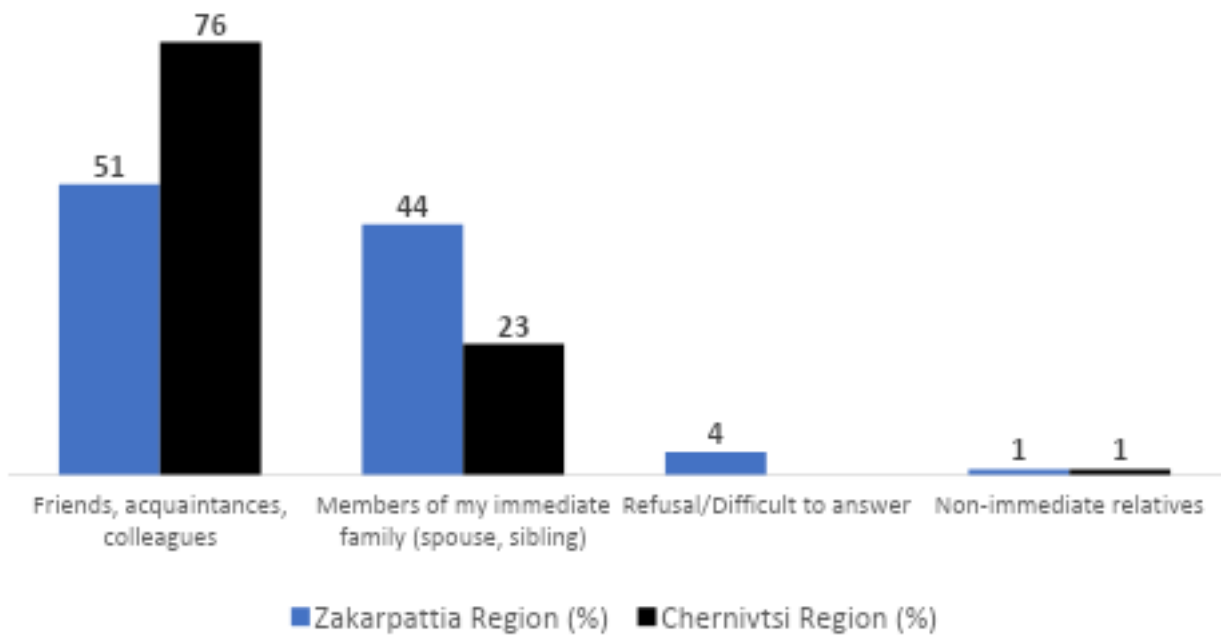
At the same time, the prevalence of communication with representatives of their own national minority (community) in both regions may indicate the influence of the social environment, where ethnic Ukrainians, Hungarians, Romanians, or other groups forming compact national minorities (communities) predominate. According to the survey results, the majority of respondents in Zakarpattia (50%) and Chernivtsi (42%) regions indicated that they interact equally with representatives of their own and other national minorities (communities) or Ukrainians. This points to an openness to interethnic interaction in everyday life.



**Graph 4. Which ethnic communities' representatives do you interact with the most in your daily life? %**

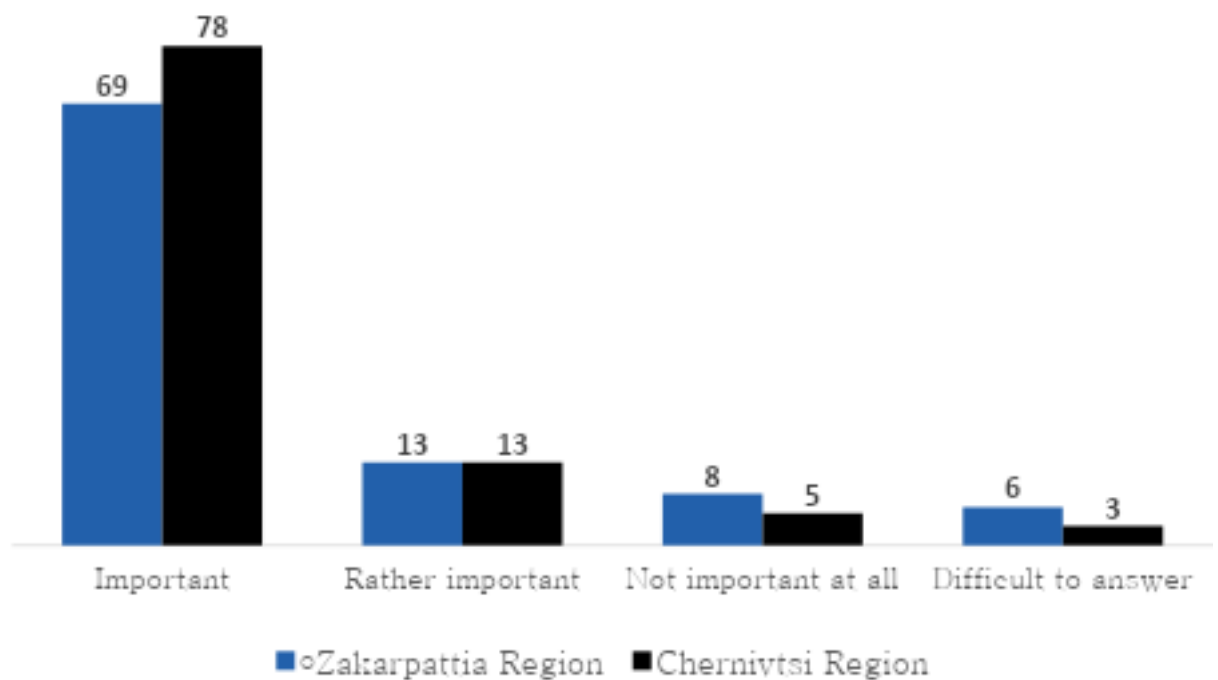
According to the survey results, the majority of respondents in the Chernivtsi region (76%) indicated that the members of ethnic communities they communicate with the most are their friends, acquaintances, or colleagues. In the Zakarpattia region, this figure is 51%. This suggests that in the Chernivtsi region, interactions with representatives of various national minorities (communities) in Ukraine most often occur within broader social circles.

In the Zakarpattia region, 44% of respondents indicated that these are family members (husband, wife, brother, sister), while in the Chernivtsi region, this figure is only 23%. This may indicate a greater role of family ties in interethnic communication in Zakarpattia.



**Graph 5. What type of relationships do representatives of ethnic communities you most frequently interact with in daily life belong to? %**

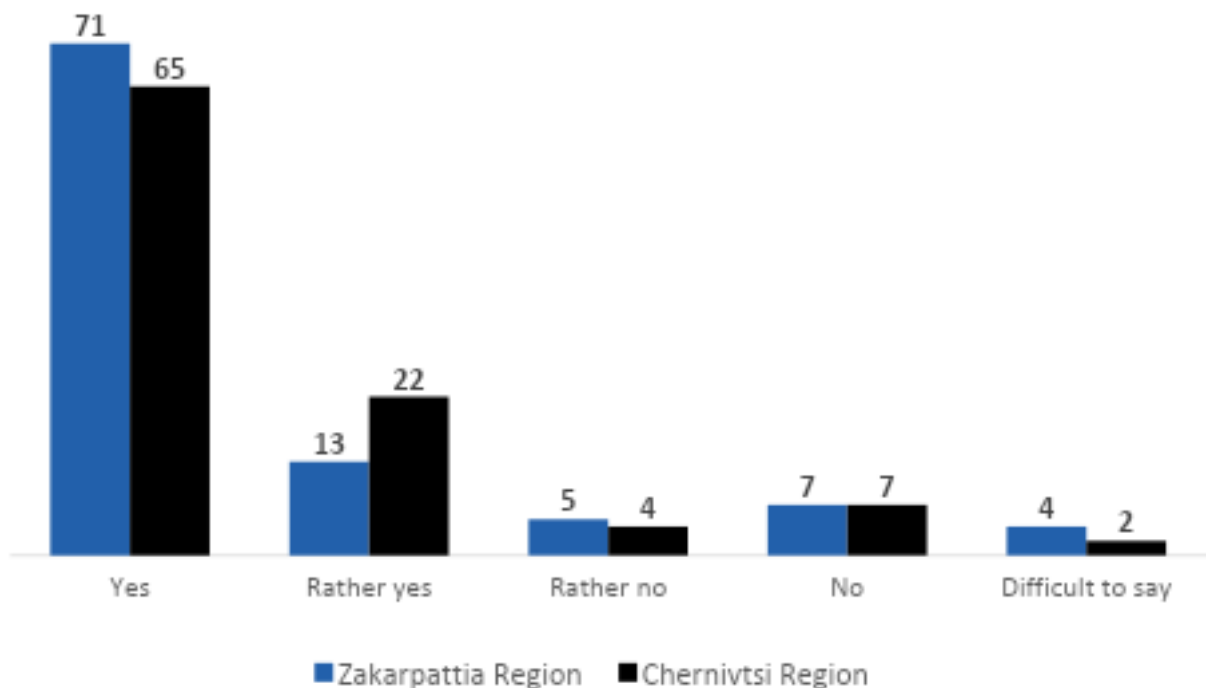
According to the survey results, the majority of respondents in both the Zakarpattia and Chernivtsi regions consider their ethnic identity important. In the Chernivtsi region, 78% of respondents stated that ethnic identity is important to them, while in the Zakarpattia region, this figure is 69%. Additionally, 13% of respondents in each region indicated that ethnic identity is somewhat important.



**Graph 6. How important is your ethnic identity to you? %**

The data indicate strong support for intercultural dialogue through the organization of cultural events in both regions. In the Zakarpattia region, support for this idea is slightly higher, which may be due to greater integration of national minorities (communities) of Ukraine into the everyday life of the region and a historical tradition of multiculturalism. In the Chernivtsi region, there is a slightly higher proportion of those who express cautious optimism ("somewhat yes"), indicating the need for additional encouragement of such initiatives.

Overall, respondents in both regions support the idea of organizing cultural events for interethnic acquaintance. In the Zakarpattia region, 71% of respondents answered "yes," while in the Chernivtsi region, this figure is 65%. Additionally, 13% in Zakarpattia and 22% in Chernivtsi expressed a somewhat positive attitude towards such initiatives.

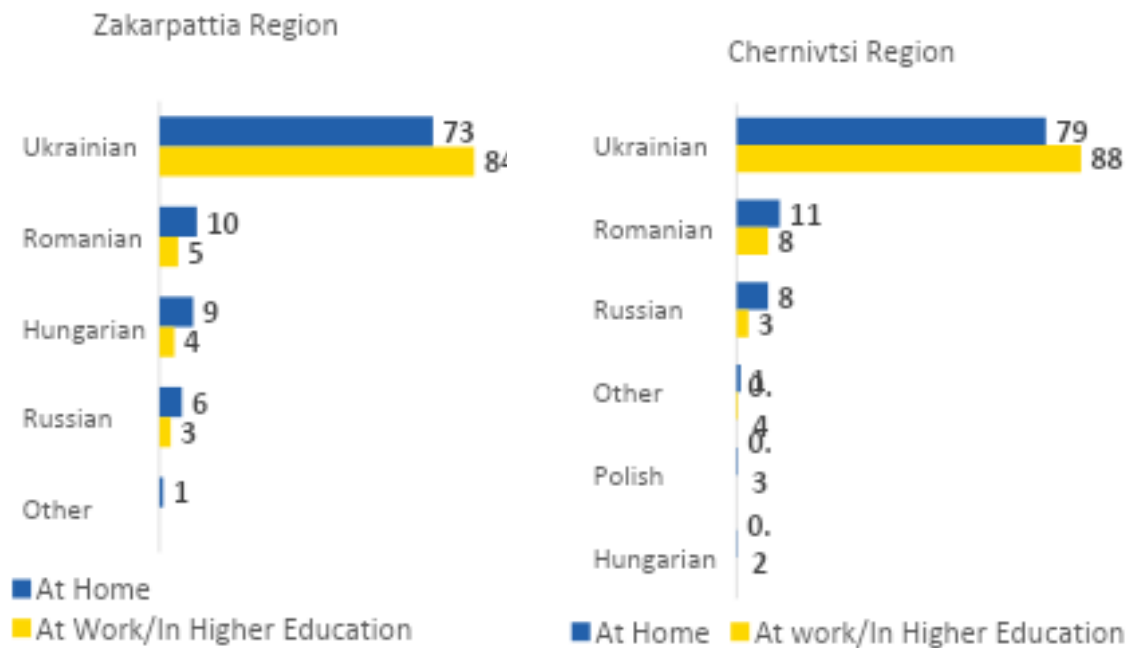


**Graph 7. In your opinion, should more cultural events be held where people of different nationalities can get acquainted with each other's traditions and cultures? %**

### Language and Religious Affiliation

The data show that the Ukrainian language is dominant in both regions in both private and public communication. In the Chernivtsi region, 79% of respondents use it at home and 88% at work or in educational institutions, while in the Zakarpattia region, these figures are 73% and 84%, respectively. This indicates its key role as a means of communication.

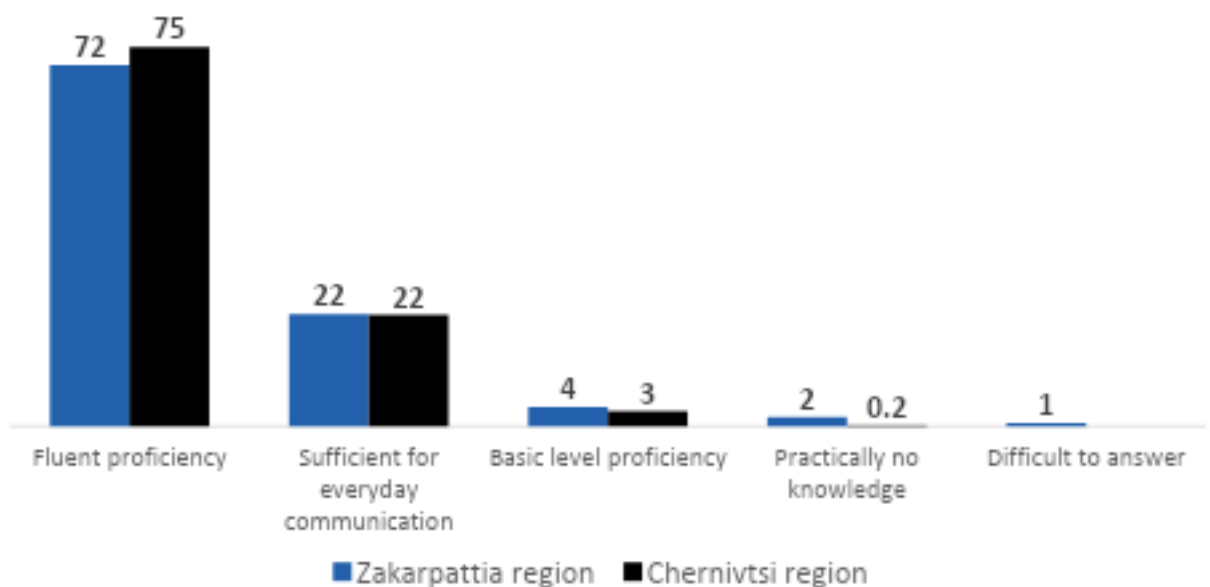
The presence of Hungarian and Romanian languages in private communication indicates the preservation of ethnocultural traditions, but their use in the professional sphere is limited. This suggests a harmonious coexistence of national and local language practices in the region, reflecting its multinational character.



**Graph 8. What language do you usually speak at home, at work/elsewhere? % (multiple choice, total does not equal 100%)**

A high level of proficiency in the Ukrainian language, both fluent and sufficient for everyday communication, highlights the successful integration of the state language into the public life of the two regions. These results demonstrate that Ukrainian serves not only as a symbol of national identity but also as an effective means of communication for the majority of residents.

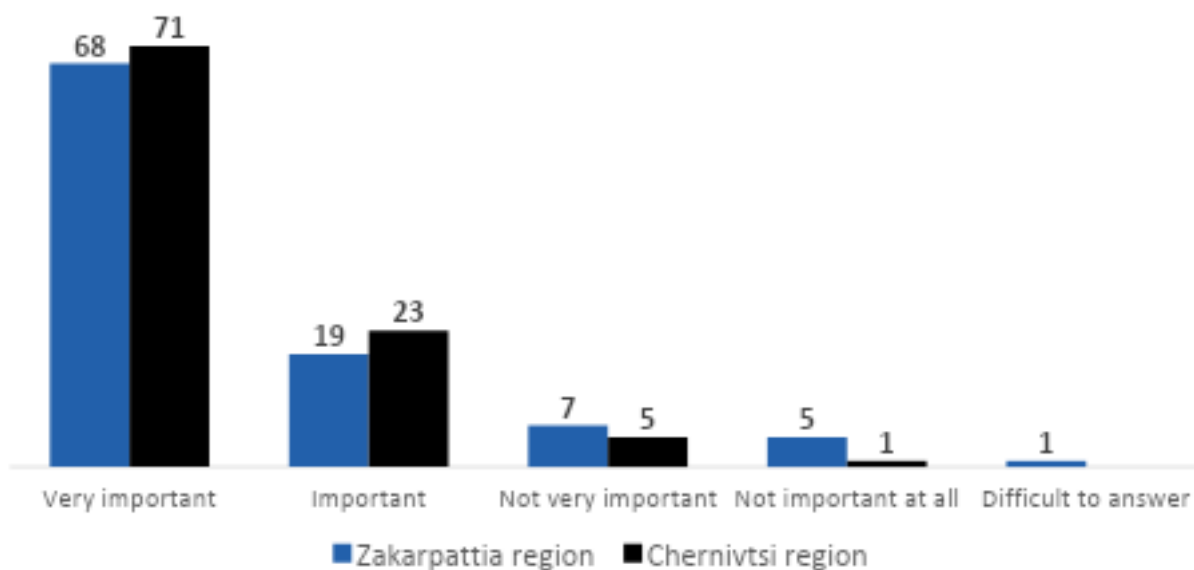
The vast majority of residents in Zakarpattia and Chernivtsi regions are fluent in Ukrainian. In the Chernivtsi region, this figure reaches 75%, while in the Zakarpattia region, it is 72%. Additionally, 22% of respondents in each region stated that they have sufficient proficiency in the state language for everyday communication.



**Graph 9. How would you assess your level of proficiency in the Ukrainian language (state language)? %**

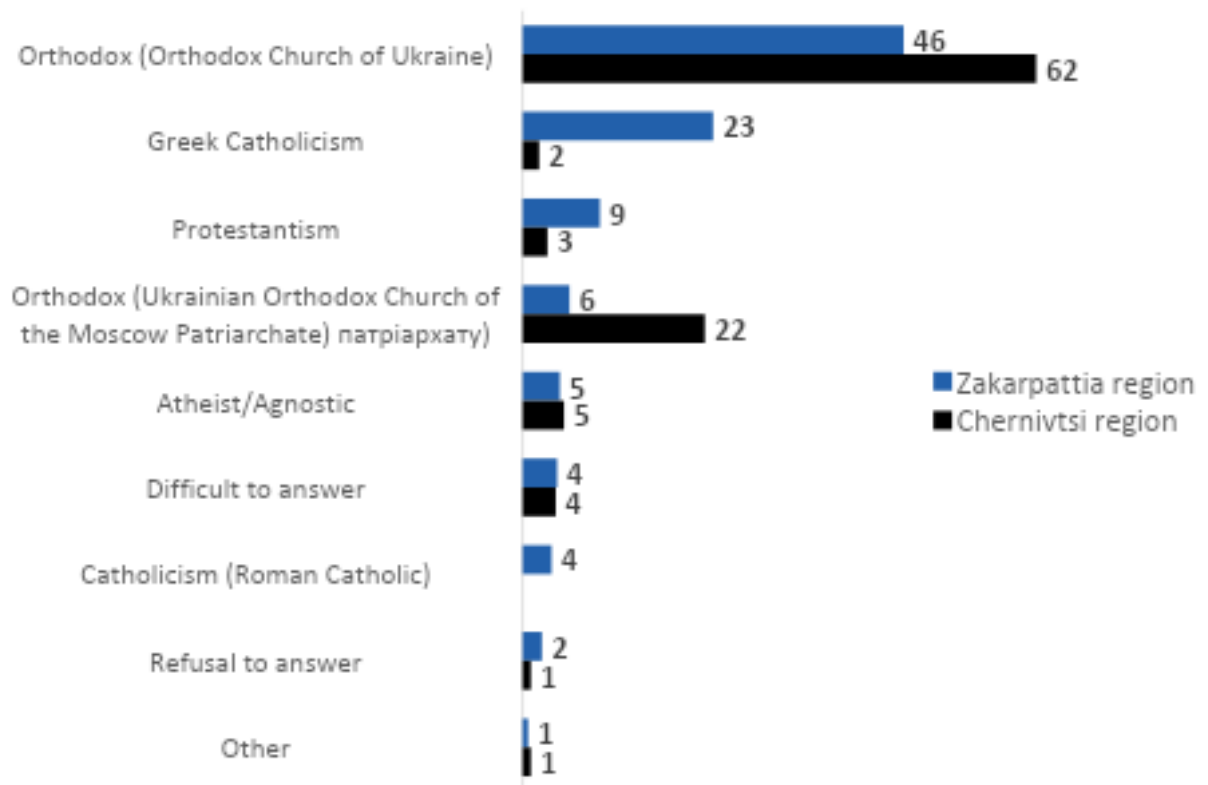
The majority of residents in the Zakarpattia and Chernivtsi regions consider proficiency in the state language important. In the Chernivtsi region, 71% of respondents answered that it is "very important," while in the Zakarpattia region, this figure is 68%. Additionally, 19% in the Zakarpattia region and 23% in the Chernivtsi region believe it is simply "important." Thus, proficiency in the Ukrainian language is a priority for most residents of both regions.

The high significance of the state language indicates its role as a unifying factor that contributes to the formation of a common national identity, even in multicultural and multilingual regions.



**Graph 10. How important is proficiency in the state language (Ukrainian) to you personally? %**

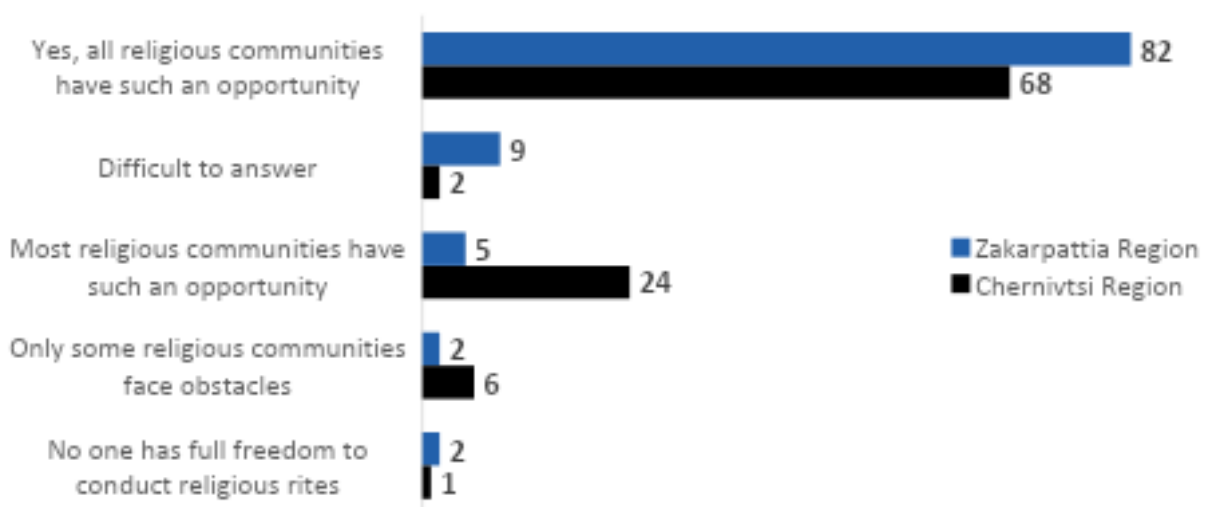
The results reflect the cultural and religious diversity of the Zakarpattia region, where, alongside Orthodoxy and Greek Catholicism, Protestant and Roman Catholic communities play a significant role. In the Chernivtsi region, the Orthodox Church of Ukraine dominates, with 62% of respondents belonging to it. In the Zakarpattia region, this figure is lower at 46%. Conversely, significantly more respondents in Zakarpattia belong to the Greek Catholic Church (23% compared to 2% in the Chernivtsi region).



**Graph 11. Which religious denomination/confession do you belong to? %**

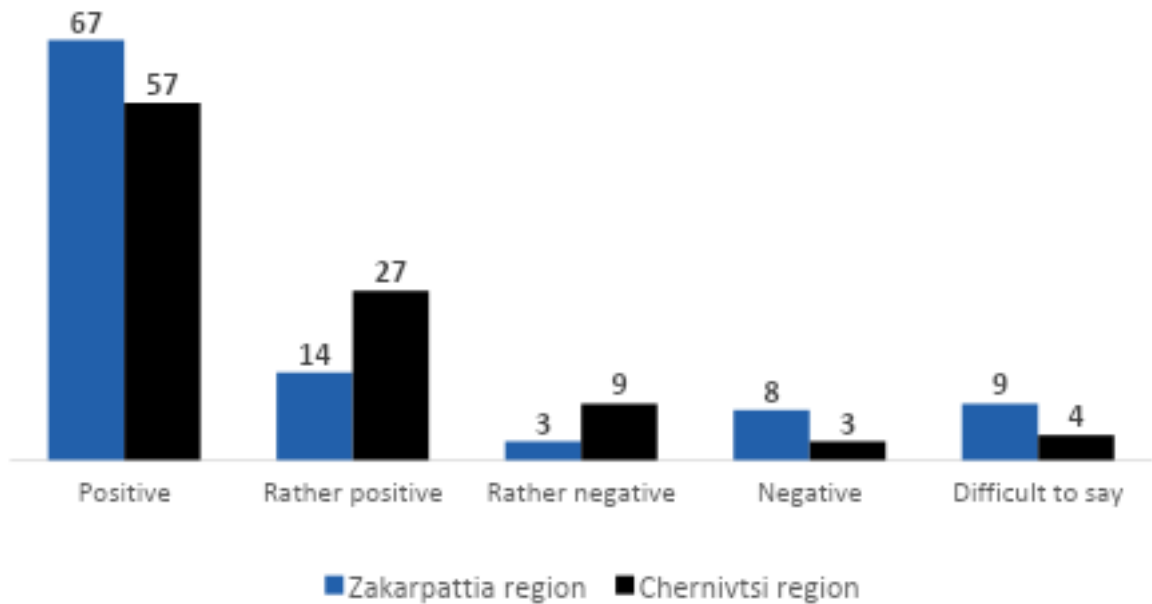
### Interethnic Tolerance

The results confirm a high level of religious freedom in the Zakarpattia and Chernivtsi regions. This underscores the tolerance and openness of citizens to different faiths, which is an important factor for social stability and harmonious coexistence in multinational regions. The majority of respondents in the Zakarpattia region (82%) and the Chernivtsi region (68%) believe that all religious communities in their regions have the opportunity to freely conduct their religious rites and use their places of worship.



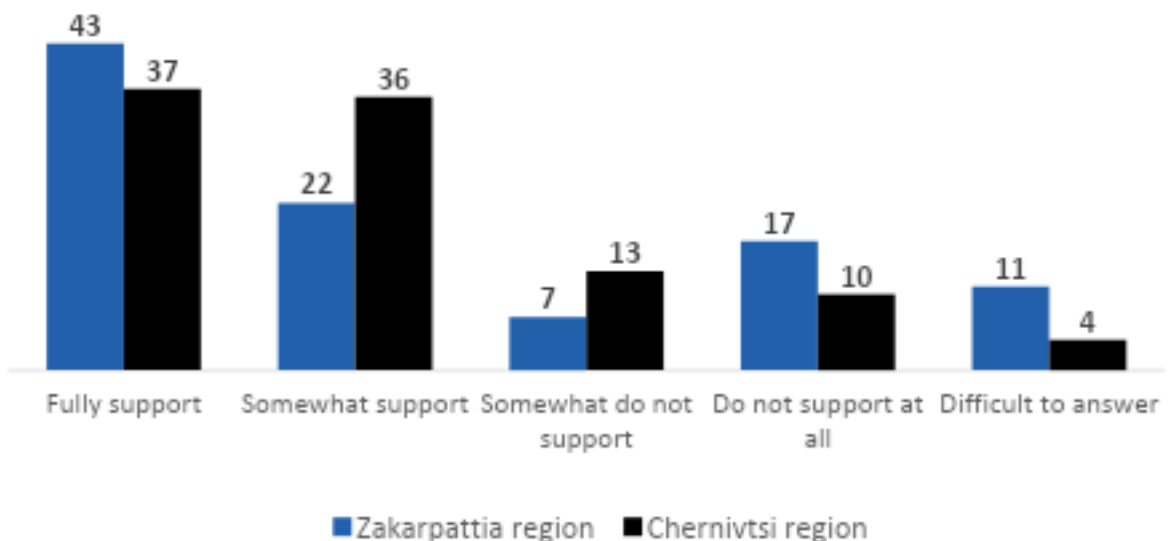
**Graph 12. Do you believe that, in your region, religious communities generally have the opportunity to freely conduct their religious practices and visit or use places of worship? %**

The survey results show a generally positive attitude towards local media in the languages of national minorities (communities) of Ukraine in the Zakarpattia and Chernivtsi regions. In Zakarpattia, 67% of respondents indicated that their attitude towards this is positive, while in the Chernivtsi region, this figure is 57%. Additionally, 14% of respondents in Zakarpattia and 27% in Chernivtsi expressed a somewhat positive attitude towards this idea.



**Graph 13. How do you feel about the presence of local newspapers, radio, or TV channels in the languages of ethnic communities in your community? %**

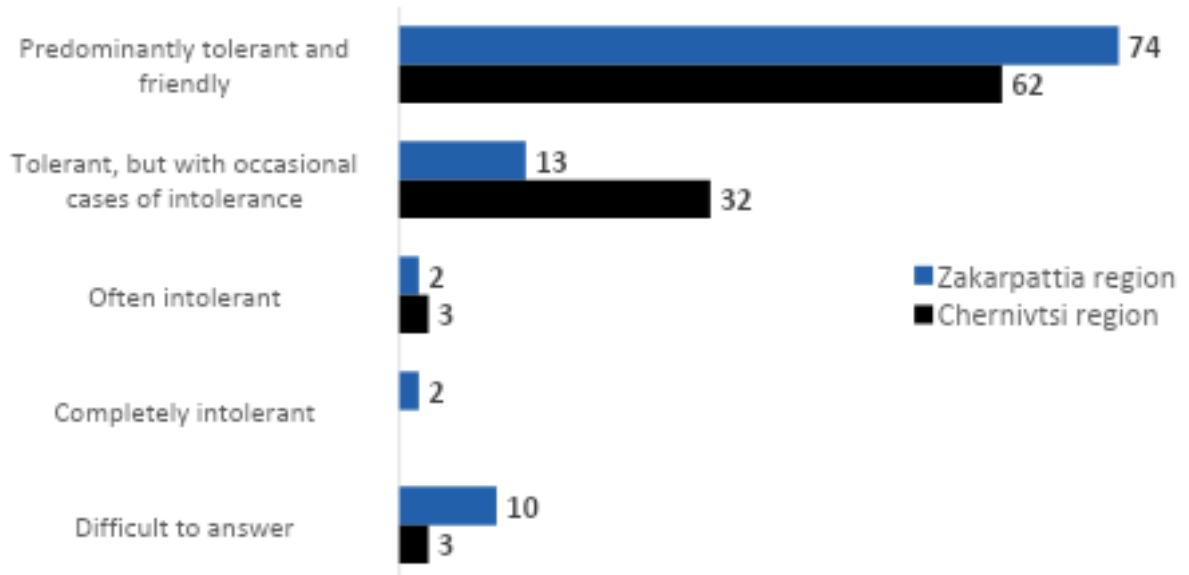
The data indicate that residents of the Zakarpattia and Chernivtsi regions have somewhat different levels of support for the practice of using toponymic names in the languages of ethnic communities in their localities. In the Zakarpattia region, 43% of respondents fully support this initiative, while in the Chernivtsi region, there are fewer such respondents – 37%. Meanwhile, 22% of Zakarpattia residents and 36% of Chernivtsi residents expressed somewhat support.



**Graph 14. In some localities, toponymic names (names of streets, settlements) are used in the**

**languages of ethnic communities. To what extent do you support this practice in your community?, %**

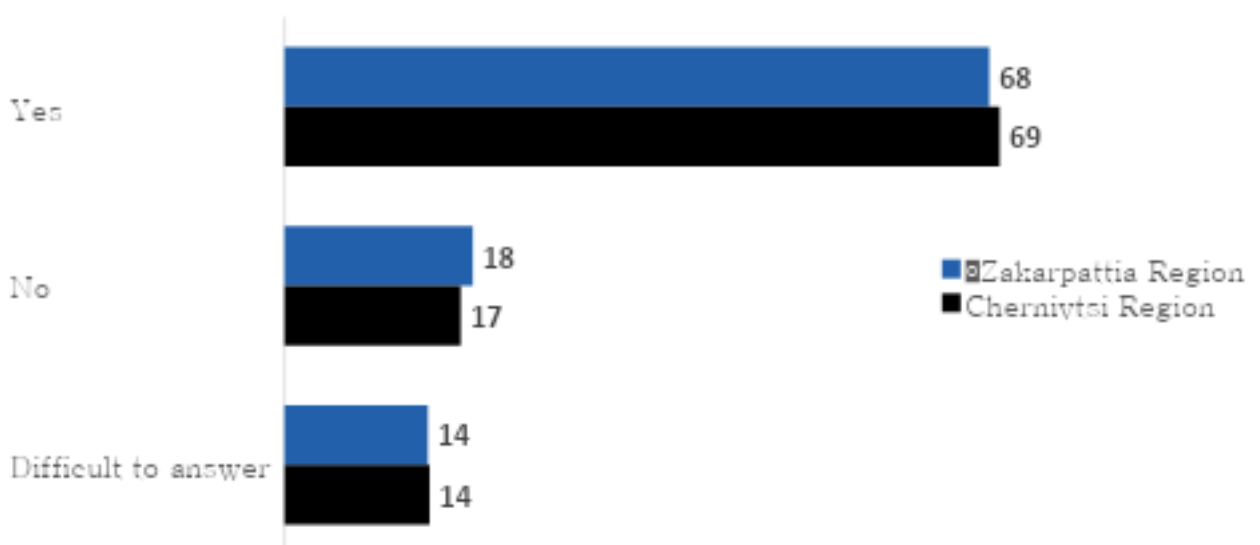
The data show that the majority of respondents in the Zakarpattia and Chernivtsi regions consider the attitude towards representatives of other religious denominations in their regions to be tolerant and friendly. In the Zakarpattia region, 74% of respondents hold this view, while in the Chernivtsi region, this figure is 62%. This indicates a high overall tolerance for religious diversity in both regions.



**Graph 15. How would you generally describe the attitude toward representatives of other religious denominations in your region? %**

**Support and Role of State and Local Authorities**

The results indicate that the majority of respondents in the Zakarpattia (68%) and Chernivtsi (69%) regions believe that sufficient attention is given to the preservation of the languages of national minorities (communities) of Ukraine in their regions. This reflects a positive assessment of the existing efforts to support language diversity.



**Graph 16. Do you believe that sufficient attention is paid in your region to preserving the languages of**

### ***ethnic communities? %***

The results indicate a high level of perceived equality in rights among respondents from both regions. In the Chernivtsi region, 93% of respondents answered "yes," while in the Zakarpattia region, this figure is 85%. This demonstrates that the majority of the population in both regions acknowledges equality in rights among ethnic communities.



***Graph 17. Do you feel equal in rights with other ethnic communities? %***

### **Key findings**

The Zakarpattia and Chernivtsi regions are examples of areas where ethnic and cultural diversity is seen not as an obstacle but as an advantage. The majority of the population demonstrates tolerance, openness to cooperation, and a willingness to support interethnic dialogue. These regions show how multinationality can be harmoniously combined with common national values, building a society based on mutual respect and cooperation.

Residents of both regions generally feel equal in rights with other national minorities (communities) of Ukraine. In the Chernivtsi region, 93% of respondents confirmed this, while in Zakarpattia, it is 85%. This indicates a high level of social cohesion, where everyone has the opportunity to be heard and included in public life.

The Ukrainian language remains dominant in both everyday and professional communication. However, the significant role of the languages of national minorities (communities) of Ukraine, such as Hungarian and Romanian, underscores the importance of cultural heritage. In the Zakarpattia region, the Hungarian language plays a special role in professional communication, while in Chernivtsi, the Romanian language is an important element of home use.

The idea of organizing cultural events for mutual acquaintance with the traditions of other national minorities (communities) of Ukraine receives strong support in both regions. This indicates the residents' openness to intercultural dialogue and a desire to enrich their understanding through joint initiatives. At the same time, support for the use of toponymic names in the languages of national minorities (communities) of Ukraine is more pronounced in Zakarpattia, highlighting its multinational character.

Both regions demonstrate a high level of religious tolerance. In Zakarpattia, 74% of respondents consider interreligious relations to be friendly, while in Chernivtsi, this figure is 62%. Meanwhile, the majority of respondents note that religious communities have the opportunity to freely perform their rites, which is an important marker of freedom of religion.

Local media in the languages of ethnic communities receive significant support, especially in Zakarpattia (67%). The Chernivtsi region shows a slightly more restrained but generally positive attitude. Such initiatives contribute to the preservation of linguistic diversity and provide a platform for intercultural communication.

Residents of both regions highly appreciate the efforts to preserve the languages of national minorities (communities) of Ukraine. The majority of respondents believe that sufficient attention is given to this area.